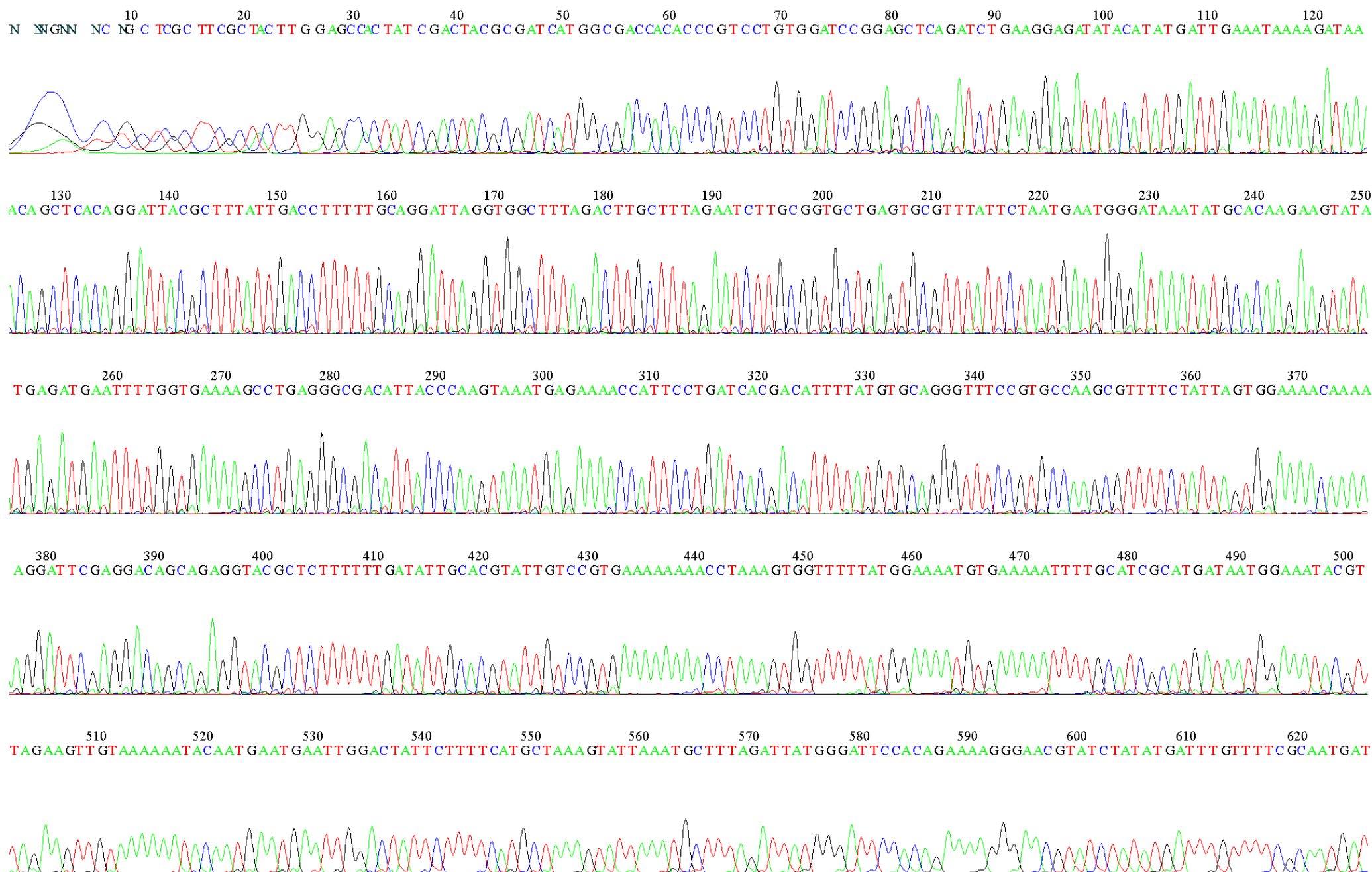


File: 42HMR2-pLys-F.ab1 Run Ended: 2011/2/1 16:21:16 Signal G:1778 A:2817 C:2054 T:2267
Sample: 42HMR2_pLys-F Lane: 52 Base spacing: 14.992108 1246 bases in 16302 scans Page 1 of 2



File: 42HMR2-pLys-F.ab1

Run Ended: 2011/2/1 16:21:16

Signal G:1778 A:2817 C:2054 T:2267

Sample: 42HMR2_pLys-F

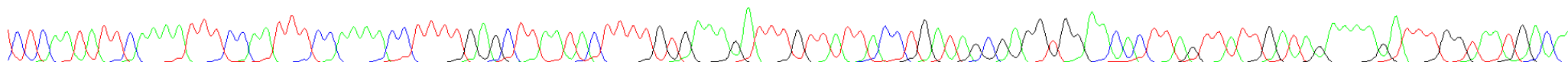
Lane: 52

Base spacing: 14.992108

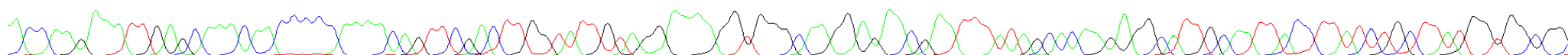
1246 bases in 16302 scans

Page 2 of 2

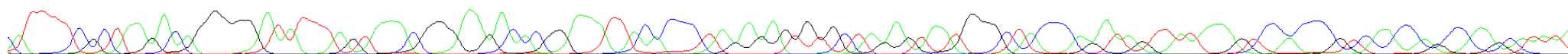
630 640 650 660 670 680 690 700 710 720 730 740 750
CTCAATATTCAAATTTCCAATTTCCAAACCTTTTGAGCTTAATACTTTTGTGAAAGATTTGTATTACCTGATAGCGAGGTGGAACACTTAGTTATTGATAGAAAAGATTTGGTAATGACAA



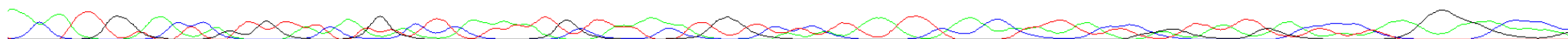
760 770 780 790 800 810 820 830 840 850 860 870
ACCAAGAAATTGAGCAACAACCCCAAAACAGTTCGACTTGGTATTGTAGGAAAAGGTGGGCAAGGAGAACGAATTTATAGCAGAAAGAGGCATTGCAATTACCTTATCTGCTTATGGTGGCGGC



880 890 900 910 920 930 940 950 960 970 980 990 1000
ATTTTCGCTAAGACAGGGGGATATTTAGTAAACGGGAAAGACACGGAAATTACACCCTAGAGAGTGTGCTAGAGTAATGGGCTACCCAGATAGTTATAAAGTCCACCCGTCACAGCCAGCATATA



1010 1020 1030 1040 1050 1060 1070 1080 1090 1100 1110
AACAA NTGGGTAACTCAGTTG TATCAATGTACTTCAATATA T GCTATAACA T GG T CATCATTA AAA TTT C AACCN N TT ACCTCGAG T A T G A CTCAC T AA GGGAGAACCA NG



1120 1130 1140 1150 1160 1170 1180 1190
C G TT CC TTT NN TCGCATTG GAN GTC AA T A T GGN C AG NC TTAT AA CN A TTCT AT A G NTN NN N G N NN T NC NN NN N N N GN N NA T N

